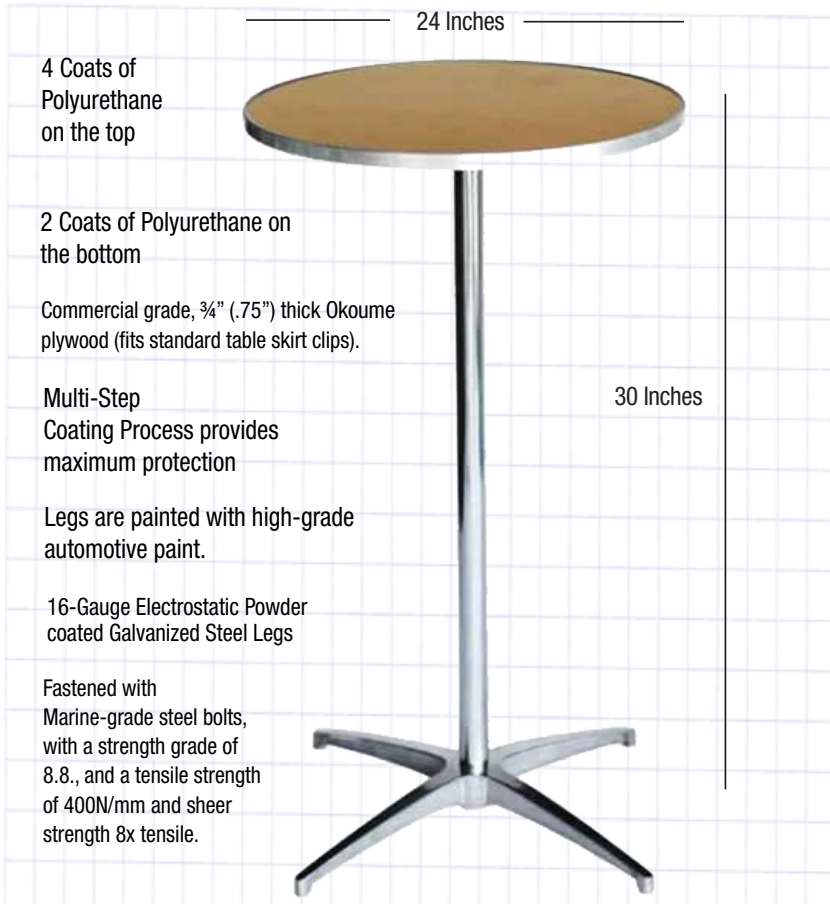


24" Round Plywood Cocktail Table Kit Includes: 24" Top, Base, Coupler, Screws and 42" Pole

24" Round High Boy / Pedestal Table / Bistro Table

Features an aluminum C-shaped protective edge that wraps around the table.



Okoume plywood is made from sustainably grown and renewable lumber.

11 Layers of Okoume Plywood

Not 8 or 9-Ply like other tables. Our Okoume Plywood Table is 11-Ply, plus 5 layers of polyurethane.

Not 6 Layers...

Most tables are built with six layers of ordinary plywood



Not 9 Layers...

Better tables use 9 layers of ordinary plywood.



We use 11 Layers

Then our high tensile strength aluminum-edge banding is applied, with tons of pressure! Legs have locking hardware and folding 16-gauge Galvanized Steel Legs.



Includes: 24" Top, Base, Coupler, Screws and 42" Pole

Material	3/4" Commercial Grade Plywood
Shape	Round
Size	24" Diameter
Commercial-Grade?	Yes
Folded Dimensions	2.25"
Legs	16-Gauge, powder coated Steel
Leg Color	Silver
Replaceable Floor Caps	Yes
Overall Height	30"
Tablecloth Size(s)	Round: 24"
Recommended Seating	2-3
Ships Assembled?	Yes
Product Warranty	1 Year
Weight Capacity	400 lbs.
Item Weight	14.3 lbs


What Makes Our Tables Different: 13 Okoume Wood Layers

Our exclusive aluminum EdgeMAX Tables are made from 11 layers of premium-grade Okoume wood, plus two wood veneer layers -- that's 13 layers of wood which deliver exceptional strength. In addition, there are three applied layers of polyurethane to the top surface, and two coats to the bottom for a total of 18 layers of protection!


Over 80% of steel joints are precision welded by robots and sophisticated welds are added by hand. All welds are reviewed and certified by a master welder. And our Cold Formed" steel alloy bolts improve physical strength and longevity. The steel we use is recyclable at metal recycling plants across the country

We Bolt Our Table Tops To Their Frames (others don't)

Other Tables (screws)



Our Tables (Bolts)



They use screws to secure the table top to the frame. Not as strong or as stable!

Our frames and table tops are fastened with lock nut and washer.

Our tables are stronger because every joint is extra strong. While other inferior tables use a single screw to attach the table top to the framing, our table tops are bolted to their frames, with a lock nut and washer before the nut. Supports combined leg strength of 1,760 pounds